



Christa O. Franz, CEcD

christa@camoinassociates.com

ICBI38

SAN ANTONIO



Vice President +
Director of Entrepreneurship



Ambassador
Upstate New York Region

My why:

Economic equity is created through entrepreneurship.

If you help someone **get a job**, you can change their life. If you help someone **create a job**, you can transform an entire community.

Equitable entrepreneurship:

Breaking down barriers to starting and growing a business. Creating opportunities for anyone with an idea to pursue it.

62% of Americans have a dream business in mind.
41% would start it in six months if they could, but
less than 2% do.

Source: SBA survey, righttostart.org



METRICS THAT MATTER FOR
EQUITABLE SUPPORT



How do we know if our efforts are truly equitable?

If it's worth doing, it's worth measuring.

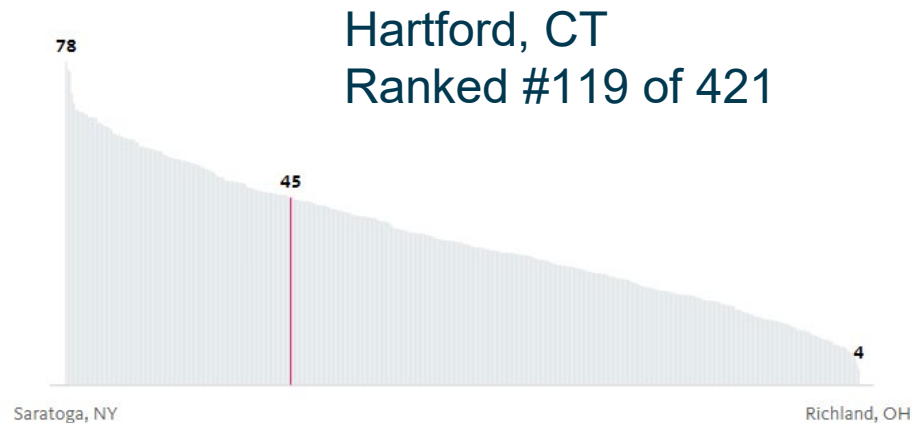
Q: How does our community rank on overall indicators of equity?

Metric: Prosperity score

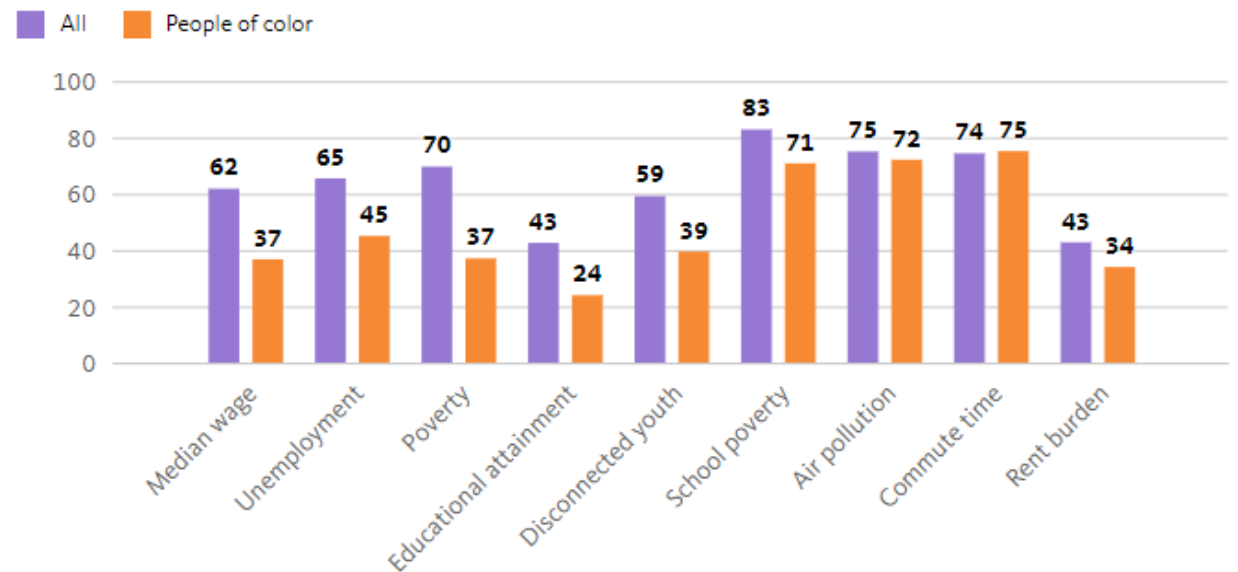
Method: Track ranking

Source: National Equity Atlas (based on 5-year ACS)

Prosperity score, people of color, ranked: Hartford, CT; 2019



Prosperity score by indicator: Hartford, CT; 2019



Q: Is the rate of business creation equitable?

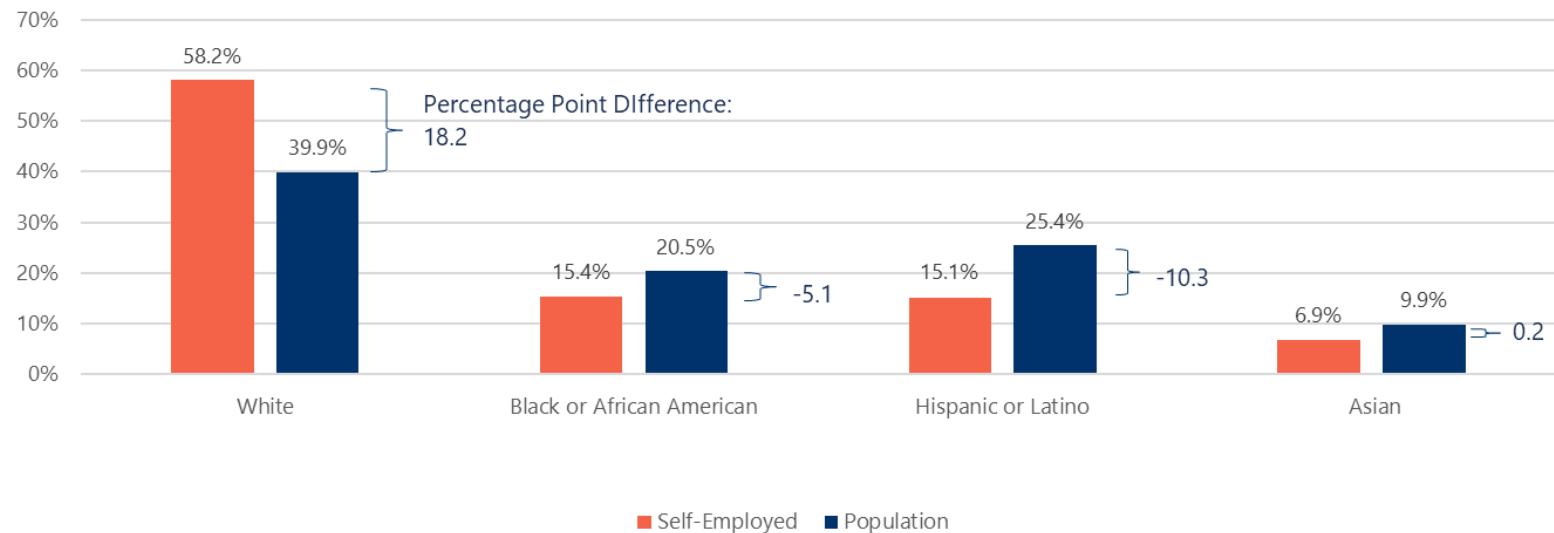
Metric: Self-employed workers

Method: Benchmark proportion of self-employed vs. population distribution

Source: US Census American Community Survey or Lightcast

Prince William County, VA

Self-Employed Firms by Race and Ethnicity (2021)



Self-employed individuals are founders!

Q: How are small businesses performing?

(10 Employees or Fewer)

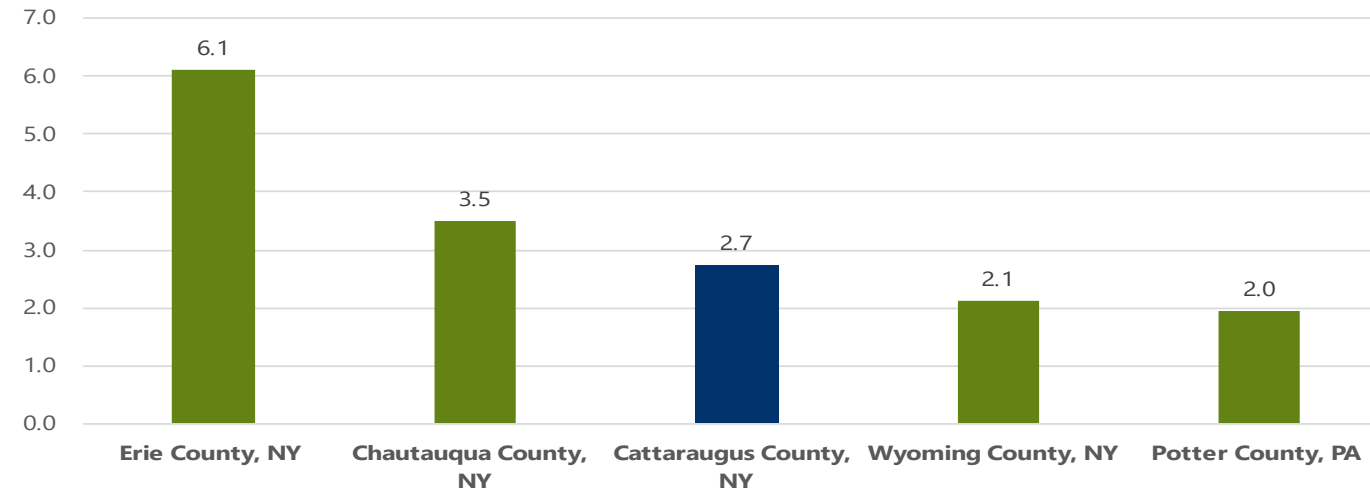
Metric: Microbusiness

- Density
- Engagement
- Participation
- Infrastructure

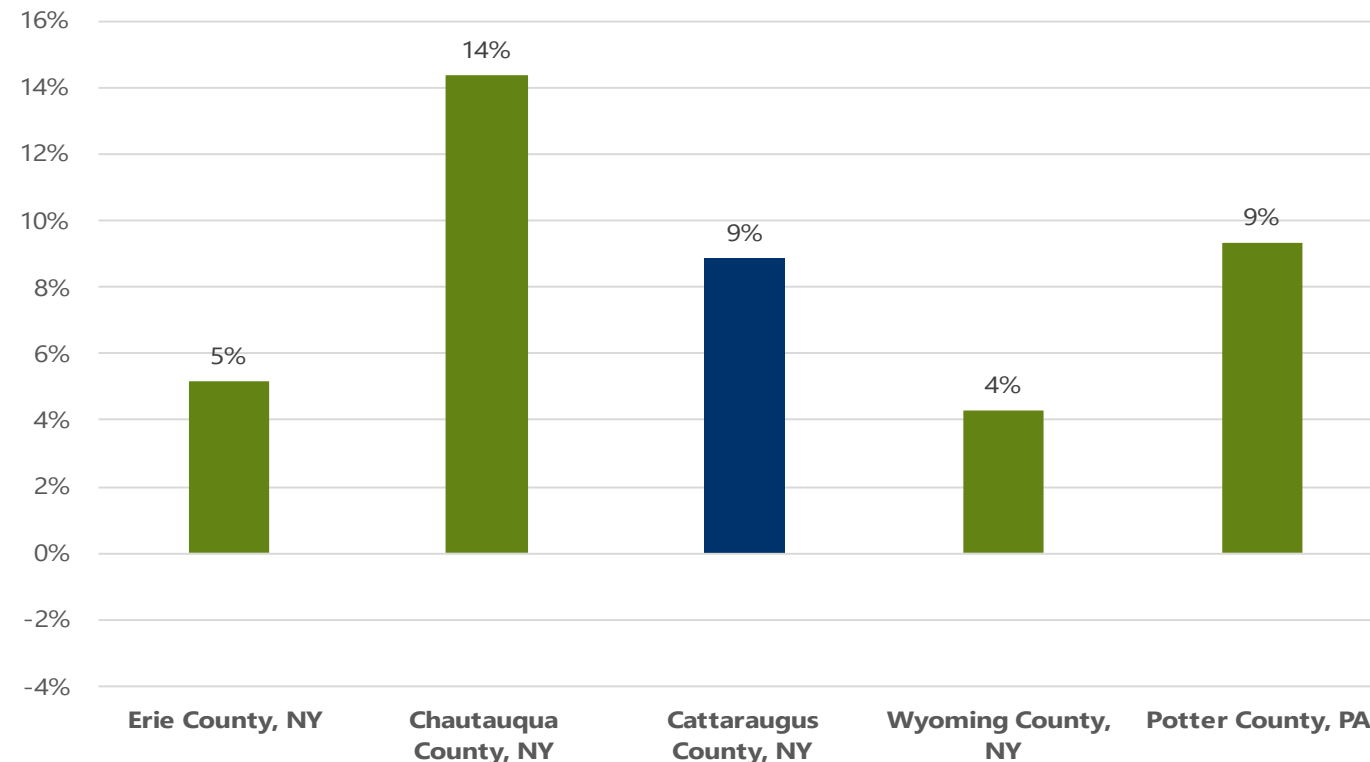
Method: Benchmark against competitors, State, and US

Source: GoDaddy Microbusiness Data Hub

Microbusiness Density (March 2023)



% Change in Microbusinesses Density (March 2020 - March 2023)



Source: GoDaddy Microbusiness Data Hub

Q: How many immigrant entrepreneurs are in the region?

Metric: Immigrant entrepreneurs

Method: Track over time

Source: Map the Impact Tool, American Immigration Council, based on 5-year ACS

Q: How much more likely are immigrant residents to be entrepreneurs than US-born residents?

Metric: Immigrant entrepreneurs as % of total

Method: Benchmark against US (28% in 2024)

Filter by:

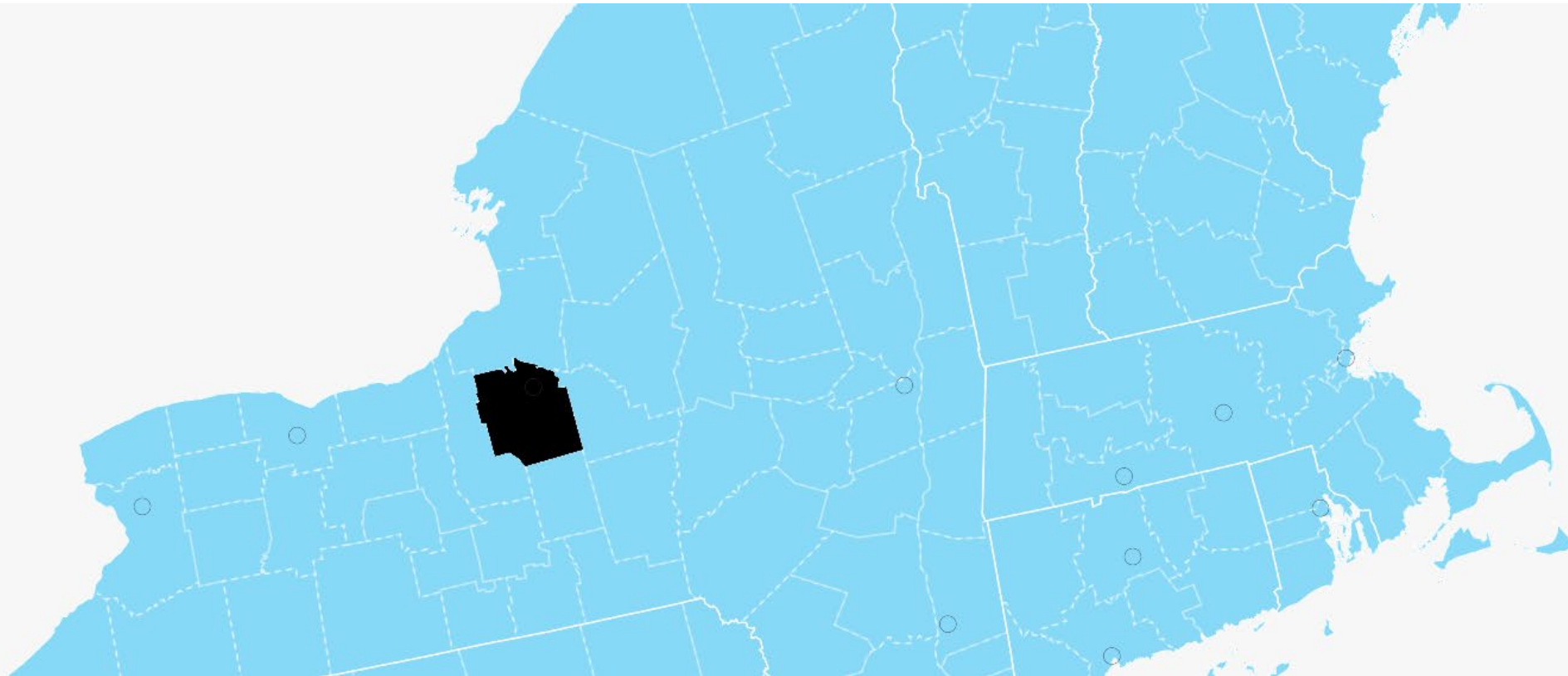


Methodology →

Onondaga County, New York

Number of Immigrants	37,109
Immigrant Share of Population	8.0%
Immigrant Taxes Paid	\$315.1M
Immigrant Spending Power	\$694.5M
Number of Immigrant Entrepreneurs	1,597
Number of Eligible Immigrant Voters	17,490

Source: 5-year 2018 American Community Survey



The BEST data is your own data!

Example Metrics for Tracking Equitable Entrepreneurship Programming

Goal

Metrics Disaggregated by Underrepresented Population

Increase density of the network

- Number of attendees at events
- Number of local businesses in commercial corridors
- Number of events in underinvested communities

Increase number of businesses served

- Number of entrepreneurs who meet with staff
- Number of entrepreneurs who meet with partner organizations
- Number of referrals made

Increase firm viability

- Survival rate (1 year, 5 years)
- Patents awarded
- Capital raised

Increase job creation

- Employment by companies less than five years old
- Employment by companies served

Reduce barriers to start

- Approval process time, slippage, denials

Q. What is the economic impact of our program?

Metric: Jobs, earnings, sales

Method: Measure economic impact

Source: Input-output modeling (Lightcast, IMPLAN, etc.)

Launch 1000 Economic Impact Analysis, 2023

\$2 million

Westchester
County investment



109

program
graduates



191 jobs

\$10.2 million earnings

\$27.3 million sales

For every dollar invested in the program, the fiscal benefit (total sales) is \$13.31.

Data to track for economic impact analysis

Impact analysis requires knowing the change in **jobs, earnings, or sales** to use as a direct input into the model.

Offer space to startups that otherwise wouldn't have access:

- How many tenants are occupying the space?
- How many employees are working on-site at each of those startups?
- How much are those startups are paying for wages?

Provide grants to businesses to help them get off the ground:

- How much funding was distributed?
- How did the companies use the funds (marketing, legal fees, payroll, electronic equipment, product development, etc.)?

Provide training, resources, etc. to break into new markets:

- How much did each company's revenue and market grow due to their time participating in the program?

Longer-term program with wrap-around services:

- Businesses' employment growth (jobs)

Individual company data is best-case but estimates of overall averages can typically be used if they are not available.

Data disaggregation is complex and necessary

Definitions vary and are constantly evolving.

US Census Bureau updated its standards in April: "Hispanic, Latino, or Spanish origin" will now be added to the question about racial identity, and the category "Middle Eastern, North African" will be added as an option.

Ctdata Collaborative:
Changes to the federal standards for how race and ethnicity data are collected and reported

The way a question is designed can be exclusive or even cause harm.

Gender identity best practice:
Only ask if necessary; always make it optional.

What is your gender identity? (optional)

Which of the following labels best describe your current gender identity? (select all that apply)

- Woman
- Man
- Nonbinary
- Agender
- Prefer not to answer
- Prefer to self-describe:

Urban Institute:
Do No Harm Guide: Crafting Equitable Data Narratives

Image Source: Do No Harm Guide

Principles for Effective Data Usage

The world is complex and changes rapidly and with this comes uncertainty. Therefore, data must be used to...

Inform, Not Predict



Inform, encourage thinking, ask and share engaging questions, build capacity, and collaborate.

Explore and Explain



Explore emerging issues, challenges, opportunities, and possibilities, and to explain, understand, measure, and evaluate.

Build Trust



Document sources, use multiple sources, and understand and share assumptions and limitations.

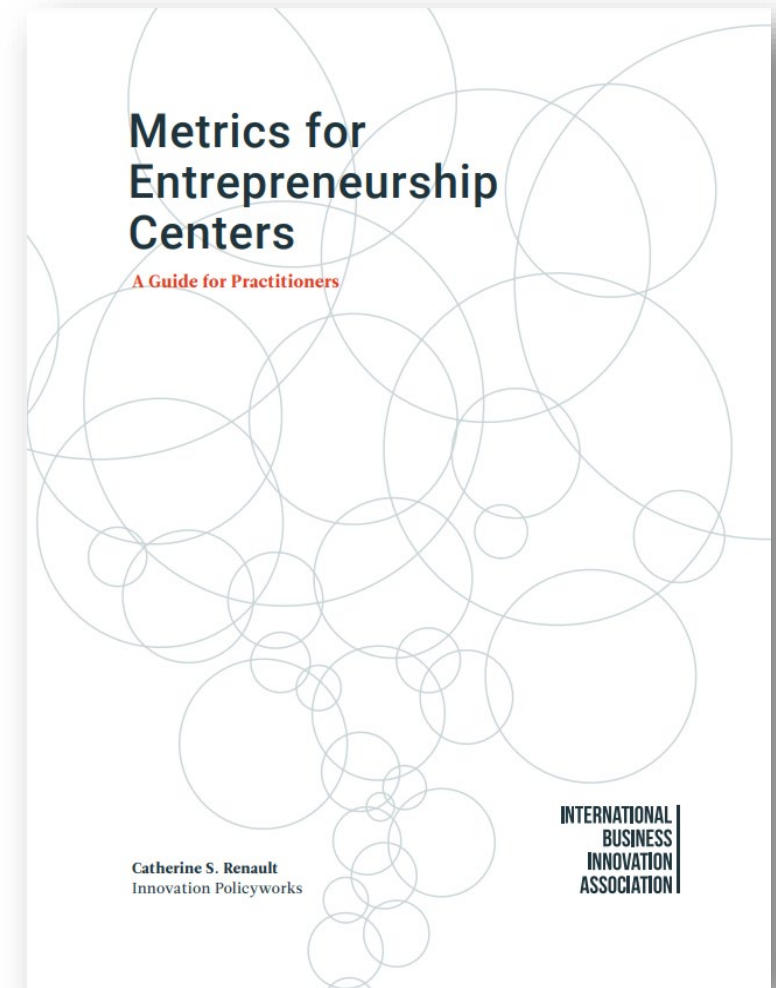
Lead Action



Avoid paralysis by analysis through continuous cycles of acting, learning, adapting, and transforming.

Get started:

1. Clearly define the goals you want to track.
2. Identify no more than **ten** metrics to track, focusing on which goal(s) each metric is intended to provide insight for.
3. Develop a dashboard that can be easily updated; assign someone to update each metric.
4. Collaborate with implementation stakeholders on tracking.
5. Formally review quarterly internally and with stakeholders to inform decision-making.



**Scan to have a list
of resources
mentioned in this
presentation
emailed to you.**



Thank you!



Christa O. Franz, CEcD

christa@camoinassociates.com

518-899-2608, Ext. 109



Vice President +
Director of Entrepreneurship



Ambassador
Upstate New York Region



METRICS THAT MATTER FOR
EQUITABLE SUPPORT

